




MONTHLY UPDATE – FEBRUARY 2025

AGRICULTURE



TABLE OF CONTENT

Port analysis	3
Key highlights	7
Market overview	8



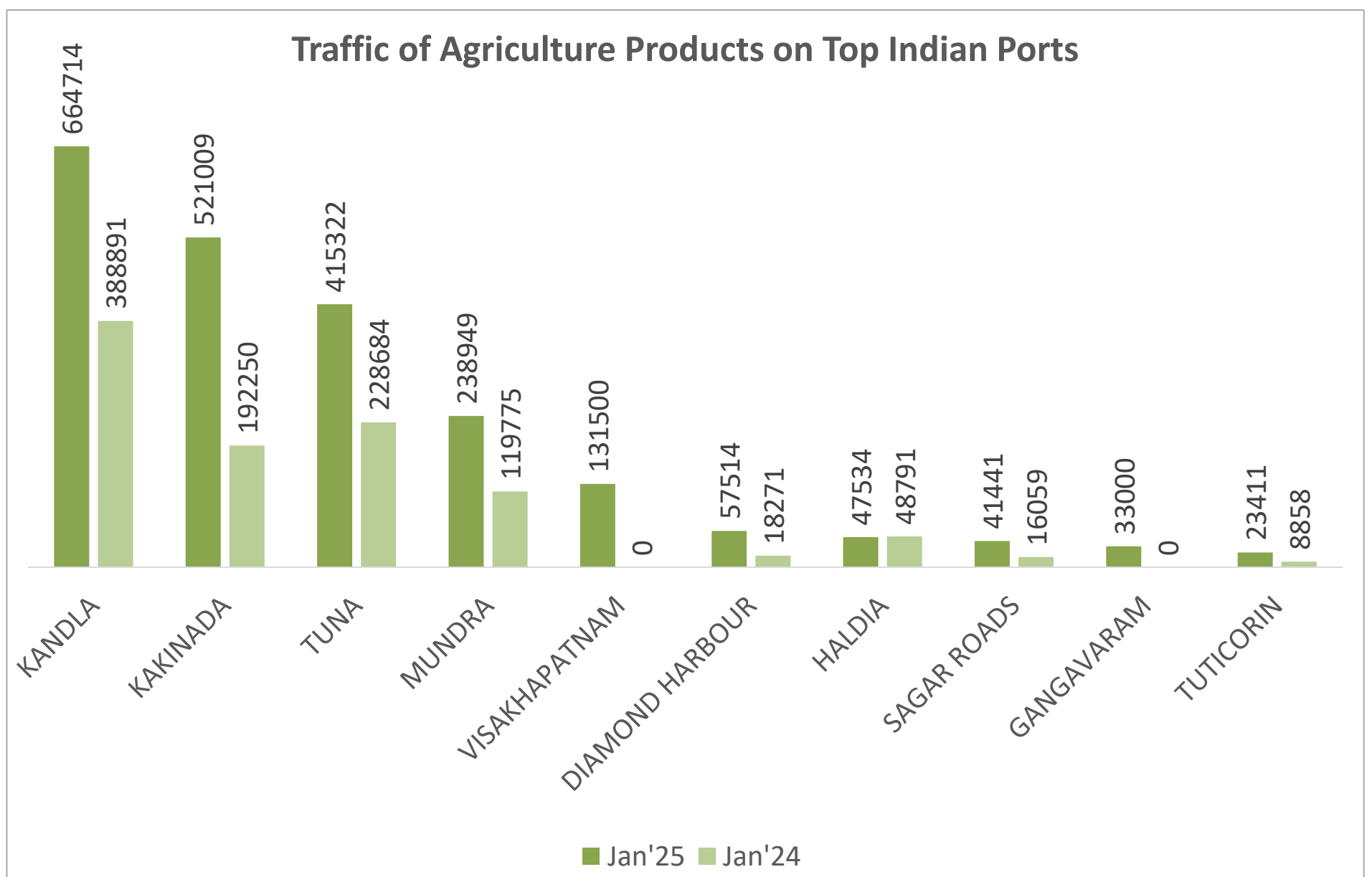
STATISTICS & GRAPHS

PORT ANALYSIS

AGRICULTURE PRODUCTS TRAFFIC AT INDIAN PORTS (Qty in Metric Tonnes)

PORTS	JAN'25	JAN'24	Y-O-Y Variance
KANDLA	664714	388891	275823
KAKINADA	521009	192250	328759
TUNA	415322	228684	186638
MUNDRA	238949	119775	119174
VISAKHAPATNAM	131500	0	131500
DIAMOND HARBOUR	57514	18271	39243
HALDIA	47534	48791	-1257
SAGAR ROADS	41441	16059	25382
GANGAVARAM	33000	0	33000
TUTICORIN	23411	8858	14553
Grand Total	2174394	1110684	1063710

AGRICULTURE PRODUCTS TRAFFIC AT INDIAN PORTS (Qty in MT)



Agriculture Product Traffic on Indian Ports Feb'25 (Qty in MT)

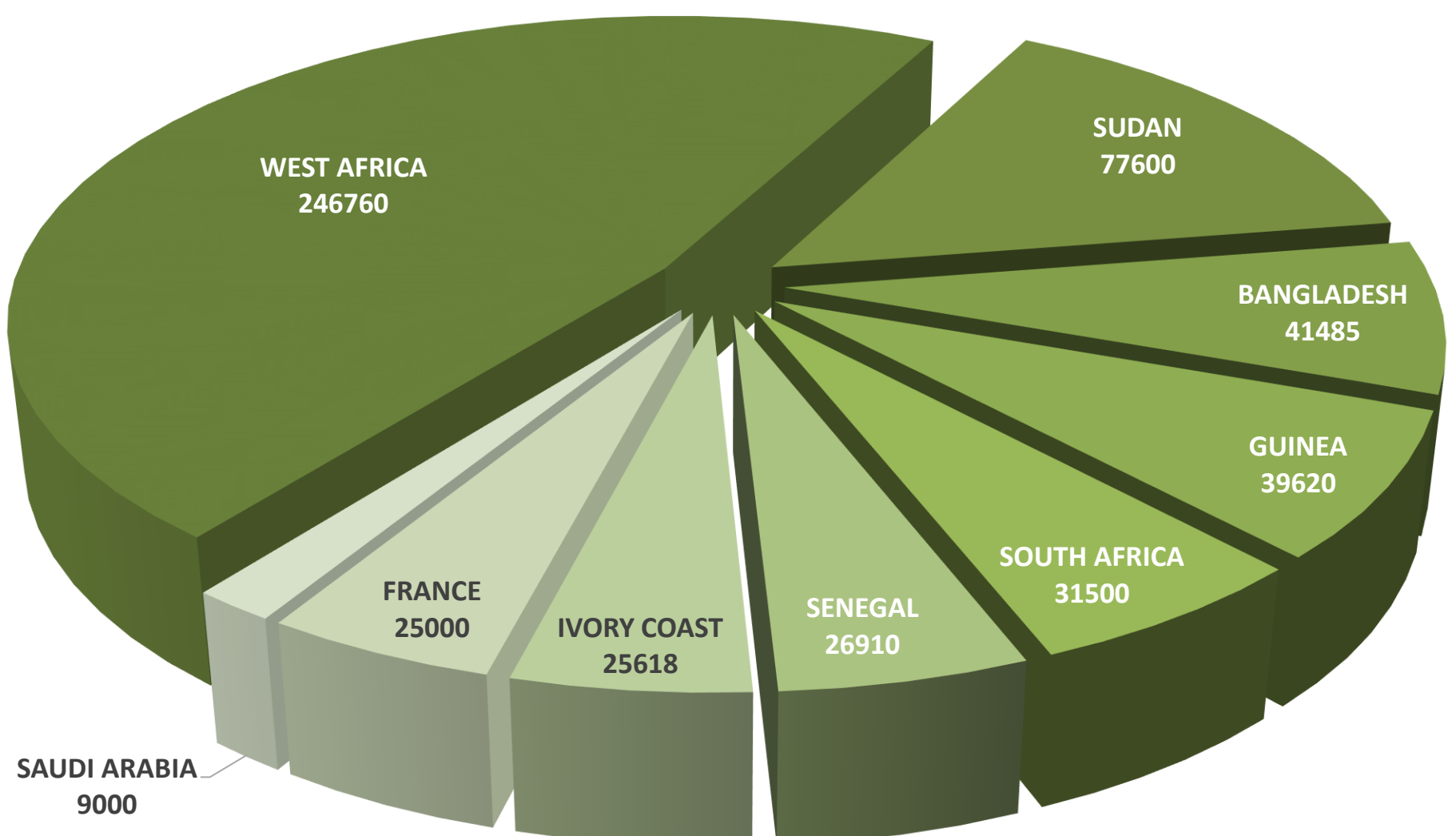
PORT_NAME	CARGO_NAME	JAN'25
DIAMOND HARBOUR	MAIZE	20000
	RICE IN BAG	5764
	YELLOW PEAS	31750
GANGAVARAM	CHICK PEAS	33000
HALDIA	CORN	10000
	MAIZE	13500
	RICE IN BAG	24034
KAKINADA	RAW SUGAR	58775
	RICE IN BAG	365908
	SUGAR BAG	77600
	YELLOW PEAS	18726
KANDLA	CHICK PEAS	123945
	CORN	72319
	RAPE SEED MEAL	30000
	RICE IN BAG	216000
	SOYA BEAN MEAL	25000
	SUGAR BAG	164450
	YELLOW PEAS	33000
MUNDRA	CHICK PEAS	238949
SAGAR ROADS	LENTILS	23220
	MAIZE	9500
	RICE IN BAG	8721
	LENTILS	74982
TUNA	SUGAR	268843
	YELLOW PEAS	71497
	CASHEW NUTS	8910
TUTICORIN	COPRA EXPELLER CAKE	14501
	MAIZE	50000
VISAKHAPATNAM	RICE IN BAG	81500
	Grand Total	

Exporters of Agriculture Products (Jan'25) (Qty in MT)

COMPANY	CARGO	QTY
BAGADIYA BROTHERS PVT. LTD.	RICE IN BAG	14485
BALAJI RICE INDUS.	RICE IN BAG	20000
BEBO INTERNATIONAL.	RICE IN BAG	10000
ED AND F MAN MOLASSES BV	SUGAR BAG	18100
GOKUL AGRO RESOURCES LTD.	SOYA BEAN MEAL	25000
LOUIS DREYFUS CO. INDIA PVT. LTD.	RICE IN BAG	55200
M & P HOLDING BV	RICE IN BAG	10000
MANASA CO . LTD.	RICE IN BAG	10000
MURALI MOHANA RICE MILL	RICE IN BAG	9620
OLAM INTL.	RICE IN BAG	26910
PARRY SUGARS REFINERY (I) PVT. LTD.	SUGAR BAG	59500
PATTABHI AGRO FOODS	RICE IN BAG	118560
SARALA FOODS PVT. LTD.	RICE IN BAG	25618
SATYAM BALAJEE RICE INDUS. PVT. LTD.	RICE IN BAG	55000
SRI LALITHA ENTERPRISES INDUS. PVT. LTD.	RICE IN BAG	35000
TANNA AGRO IMPEX	RICE IN BAG	9000
BLANK	RAPE SEED MEAL	30000
	RICE IN BAG	302534
	SUGAR BAG	137450
	SUGAR	71350
	SUGAR BAG	41000
Grand Total		971977

COUNTRY WISE AGRICULTURE PRODUCTS EXPORT TRAFFIC (Qty in MT)

**Country-wise Exports of Agriculture Products from India
(Qty in MT) (Jan'25)**





KEY HIGHLIGHTS

- **India mulling imposition of Customs duty on masur as imported produce sells cheaper**
- **Govt considering export of limited quantity specialty sugar**
- **India's rice procurement 5% up at 41.6 million tonnes till Jan 31**
- **India's sugar production set to dip by 12 pc in 2025 season, forecast below 27 MMT**

India mulling imposition of Customs duty on masur as imported produce sells cheaper

- The Indian government is likely to end duty-free masur (lentil) imports before the March 31 deadline to prevent a price crash and support domestic farmers. A notification is expected next week after an inter-ministerial panel's approval.
- The Union Agriculture Ministry is concerned that masur prices may drop further when the new crop arrives, impacting farmers' earnings. The MSP for masur is ₹6,700/quintal, but current market prices are lower, ranging from ₹5,640 in Madhya Pradesh to ₹6,500 in Uttar Pradesh.
- Masur imports between April and December 2024 are expected to total 10.93 lakh tonnes, lower than 16.81 lakh tonnes in the same period last year. India primarily imports masur from Canada and Australia.

Source: The HBL

Govt considering export of limited quantity specialty sugar

- The government is considering allowing the export of 15,000 tonnes of specialty sugar per year, which would be exempt from any future export restrictions.
- An inter-ministerial panel discussed the proposal in late January but deferred a decision due to insufficient information. The Commerce Ministry is gathering the necessary data before reconsideration.
- After previous misuse of organic sugar export permits for regular sugar, the government wants to ensure strict regulations before approving specialty sugar exports.

Source: The HBL

India's rice procurement 5% up at 41.6 million tonnes till Jan 31

- The Food Corporation of India (FCI) procured 41.591 million tonnes (mt) of rice for the Central Pool between October 2024 and January 2025, marking a 4.6% increase from 39.747 mt in the same period last year.
- While strong procurement ensures farmers receive the minimum support price (MSP), experts stress the need for a permanent offtake policy to manage surplus stocks efficiently, as current ad hoc measures like open market sales and Bharat rice distribution are insufficient.
- Several states reported higher rice procurement, with Chhattisgarh up by 15% at 7 mt, Telangana up by 13% at 3.574 mt, and Bihar up by 21% at 1.680 mt. The Agriculture Ministry estimates kharif rice production to reach a record 119.93 mt in 2024-25, a 6% increase from last year.

Source: The HBL

India's sugar production set to dip by 12 pc in 2025 season, forecast below 27 MMT

- India's sugar production for the 2025 season is expected to drop to below 27 million metric tons (MMT), down 12% from 31.8 MMT in the previous year, mainly due to increased diversion of sugarcane for ethanol production and reduced cane availability.
- Despite lower production, sugar prices remain high, with rates exceeding ₹40,000 per ton in Uttar Pradesh and around ₹37,000 per ton in Maharashtra, which is expected to enhance the sector's earnings in Q4 FY25 and FY26.
- Maharashtra has seen a nearly 15% decline in cane availability for the season but reported a 48% rise in the past fortnight. Karnataka has shown resilience with a 29% increase in cane availability recently, leading to overall growth of 3.2% for the season, while Uttar Pradesh has remained stable with a marginal 1% year-on-year growth.

Source: The Economic Times



OTHER REPORTS FOR FEBRUARY 2025

J. M. BAXI Monthly Agri Products Update

J. M. BAXI Monthly Automotive Logistics Update

J. M. BAXI Monthly Cement Update

J. M. BAXI Monthly Coal Update

J. M. BAXI Monthly Container Update

J. M. BAXI Monthly Cruise Shipping Update

J. M. BAXI Monthly Veg Oil Update

J. M. BAXI Monthly Fertilizer Update

J. M. BAXI Monthly Mineral and Metal Update

J. M. BAXI Monthly Oil and Petroleum Update

J. M. BAXI Monthly Port Update

J. M. BAXI Monthly Project Cargo Update

J. M. BAXI Monthly Seafarers Insights Update

J. M. BAXI Monthly Steel Update

Research Cell:

J. M. BAXI

Godrej Coliseum, Office No. 801, 8th floor, "C" wing,
Off. Somaiya Road, Sion. Mumbai - 400022 INDIA.

T: 022 61077100 Ext 161/145
M: 091-7506004224 / 7045659111

E: shwetalk@jmbaxi.com | W: www.jmbaxico.com